





Application Note A75 SPI Interface Connectors

**12V
Power
Connector**




Female: Panduit # CE156F22-2-DB
Note: for **#22 AWG** wire gauge
requires insertion tool




Male: MLSS156-2-DB

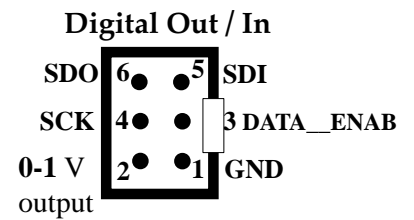
**Digital
I/O
Connector**



Female: Thomas & Betts 609-0641
Note: for **6 conductor #28 AWG** ribbon cable



Male: 501-0627ES



| VALTRONICS Part# | Description | Mfg Part# |
|-------------------------|--|------------------|
| 0251 | 2 pin Female #22AWG Conn | CE156F22-2-DB |
| 0253 | 2 pin Male 0.156" header Conn | MLSS156-2-DB |
| 0754 | 6 pin female Connector, #28 AWG | 609-0641 |
| 0756 | 6 pin Male Connector | 501-0627ES |
| 940014 | 10 inch long ribbon cable with each end terminated by 6 pin female connector 0754 . | |
| 940015 | 10 inch long power cable with each end terminated by 2 pin female connector 0251 . | |

The male connectors are mounted on **VALTRONICS** Model **2005SPI-XX** and **2015SPI-XX** units and the female connectors and their cables provide the signal path to the RS-232 Test Board (see Application Note A66) or to the customers microprocessor board.

e-mail: bpynenb@goldrush.com